

# **Urban Renewal Agency of the City of Coos Bay**



**Approved Budget  
FY 2013/2014**

# **City of Coos Bay Urban Renewal Agency**

**Fiscal Year 2013/2014**

## **Budget Committee**

### **Agency Board Members**

Gene Melton, Chair  
Mark Daily, Vice-Chair  
Mike Vaughan, Secretary  
Jennifer Groth  
Stephanie Kramer  
John Muenchrath  
Crystal Shoji

### **Citizen Lay Members**

Brian Bowers  
Peter Cooley  
Lucinda DiNovo  
Howard Forte  
Philip Marler  
Roy Metzger  
Colin Myatt

### **Administrative Staff**

City Manager, Rodger Craddock  
Finance Director, Susanne Baker  
Fire Chief, Stan Gibson  
Library Director, Samantha Pierson  
Police Chief, Gary McCullough  
PW & Dev. Director Jim Hossley

## CITY OF COOS BAY URBAN RENEWAL AGENCY BUDGET MESSAGE FY 2013-2014

To the Honorable Chair Gene Melton, Members of the Urban Renewal Agency (URA), Citizen Members of the Budget Committee, and citizens of Coos Bay, Oregon it is my honor and pleasure to submit the URA's FY 2013-2014 budget.

The proposed URA annual budget for fiscal year 2013-2014 has been prepared pursuant to Oregon Local Budget Law and presents my recommendations as budget officer, but incorporates the cooperative efforts of the City's management team.

There are two separate and distinct urban renewal districts in Coos Bay: the Downtown District and the Empire District. Both districts are financially sound with sustainable resources needed to undertake economic development and infrastructure projects that benefit the entire Bay Area.

Urban renewal agencies are different from taxing districts in that they do not have permanent rates and raise revenue primarily through tax increment financing (TIF). When an urban renewal plan is created, the value of the property within its boundaries is locked in time, or frozen. The agency then raises revenue in subsequent years from any value growth above the frozen amount; this value growth is referred to as the increment. The tax rate used to calculate taxes imposed for the urban renewal plan is the consolidated tax rate for the taxing districts within the geographic boundaries of the plan. These urban renewal taxes, referred to as "tax off the increment", are calculated as the consolidated tax rate times the value of the increment.

Under certain circumstances, urban renewal agencies like Coos Bay URA, are allowed to raise additional revenue beyond what they raise off their increment via special levies. Starting in 1997-98, if an existing urban renewal plan received less revenue off its

increment under Measure 50 than what it would have received under pre-Measure 50 tax system, the agency can impose a special levy to make up for the difference. Up to this date neither URA has elected to impose the urban renewal special levy nor does this budget include or recommend that the Agency impose any portion of the Special Levy.

In past years, pursuant to ORS 457.435(2), the City of Coos Bay selected "Option 1" [ORS 457.435(2)(a)] as the method to be used in collecting urban renewal property taxes. As such, the "Special Levy" is an option for collecting the "division of tax" (property tax) or "tax increment financing (TIF)" for both Coos Bay's Urban Renewal Plans. However, as was listed above the Urban Renewal Agency (URA) has never elected to impose this citywide levy against all the taxable property in the City but rather has elected to collect only those dollars accruing within the separate plans (districts) per Ballot Measure 50 "division of taxes" allocation.

The accounting for each of the two districts is organized into five basic funds: Special Revenue Fund, Program Fund, Bond Fund, Bond Reserve Fund, and Capital Project Fund.

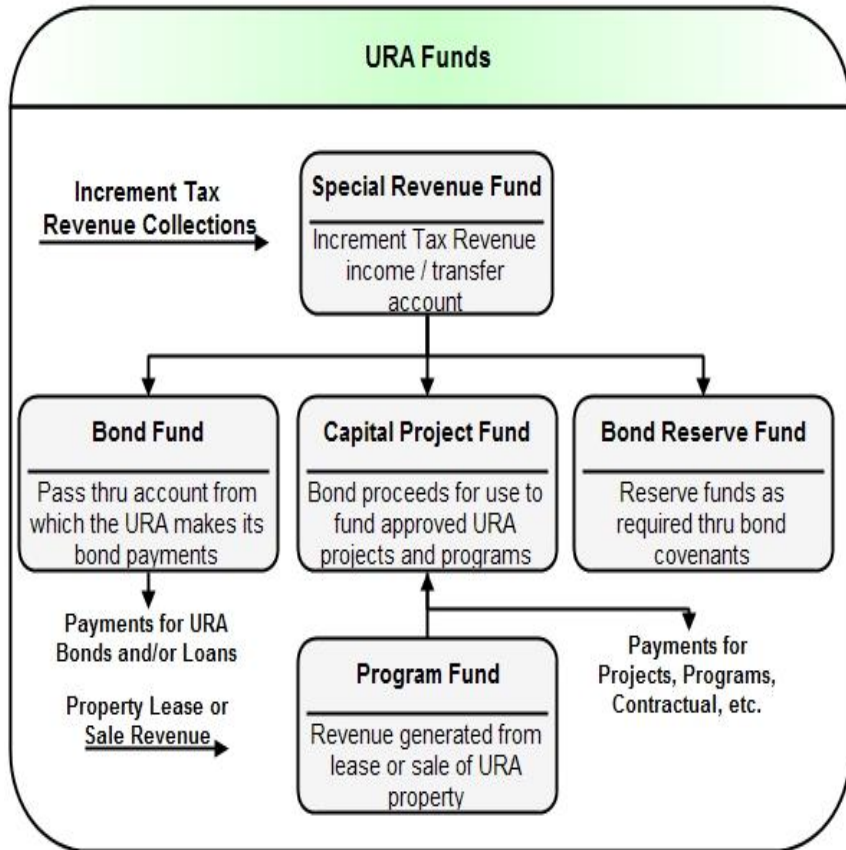
The **Special Revenue Fund** serves to receive incoming tax increment revenue and to transfer budgeted funds to the Bond Fund, Bond Reserve Fund, and the Capital Project Fund (after tax increment revenue is converted into debt proceeds).

The **Bond Fund** acts as a pass thru account from which the URA makes its bond and/or loan payments.

The **Bond Reserve Fund** acts as a reserve account where funds are maintained as required by bond covenants.

The **Capital Project Fund** accepts bond proceeds which are used to fund approved URA projects and programs.

The **Program Fund** accepts revenue generated through the lease or sale of URA property and those revenues can be transferred into their respective Capital Project Fund to be used for URA projects and programs.



The budget includes revenue from the repayment of the Downtown Urban Renewal District loan to the City of Coos Bay

for the City Hall Seismic project. The loan was for \$600,000 at 1% interest for ten years (matures Dec. 1, 2021).

I am recommending that the Budget Committee not consider imposition of some “fraction of” but rather approve 100% of the amount from the “division of taxes” and also not collect a citywide urban renewal “special levy” which can be imposed at the maximum rate of \$1.97 per \$1,000 of assessed valuation or some fraction thereof. The actual breakdown is as follows:

Downtown: \$1.29 per \$1,000 of assessed valuation  
 Empire: \$0.68 per \$1,000 of assessed valuation

New estimated “division of taxes” revenues for FY 2013-14 for Downtown and Empire districts are respectively \$968,432 and \$596,901.

It is my recommendation that the FY 2013- 2014 Urban Renewal Agency budget be balanced without authorizing the imposition of a fraction of the Special Levy option.

Respectfully submitted,

Rodger  
 City Manager  
 Urban Renewal Budget Officer

April 4, 2013

# URBAN RENEWAL AGENCY

---

## Program Description

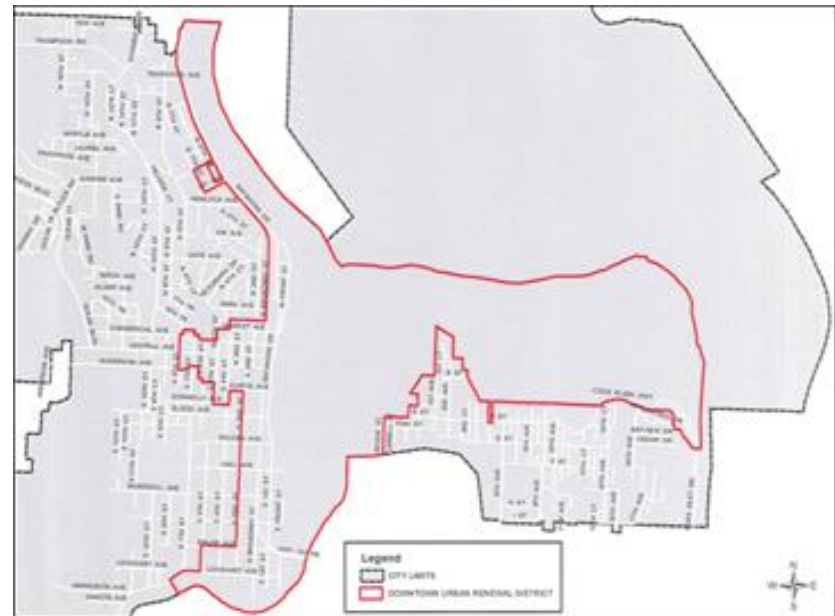
The intent of urban renewal is to improve specific areas of a city that are poorly developed or underdeveloped, eliminate blight and improve conditions to encourage economic development.

The City of Coos Bay created an urban renewal district in the central downtown core area in 1968. The district extended from the bay on the east to 4<sup>th</sup> Street on the west and from Commercial Avenue on the north to Curtis Avenue on the south. The district's projects consisted of elimination of traffic on Central Avenue from Highway 101 to 4<sup>th</sup> Street and the creation of a pedestrian mall, undergrounding of many utilities within the district, property acquisition to create parking lots and remove blighted structures, and canopied walkways to connect parking lots and other district areas with the pedestrian mall. The projects were completed in the early 1970s. The district ceased tax increment revenue financing in 1984 and the district ended in 1989.

Currently the Urban Renewal Agency administers two separate urban renewal districts. The Downtown District was formed in 1988 and is 1,298.3 acres in size. The Downtown District includes the shopping district and the upper portion of the bay. The Empire District was formed in 1995 and is 271.3 acres in size and includes a business district and the lower portion of the bay.

The Downtown District begins at the north city limits and runs between the navigation channel and Highway 101 south and southeast toward the city's core area. The district's boundaries

proceed south until they come nearly in line with the industrial property located in Eastside. The eastern boundary then turns east to include the industrial-commercial lands in the Eastside area. The westerly boundary proceeds west to include the downtown core area which was a part of the first Urban Renewal Plan and also includes several blocks of transportation corridor immediately west of the core area. The eastern and western urban renewal area boundaries begin to come together in the southern portion of the city and extend to the south city limits along Coalbank Slough.



The Downtown Plan classifies potential urban renewal projects in three general, broad categories:

- Waterfront Development
- Core Area Revitalization
- Streets and Infrastructure

The Empire District in general borders the bayfront adjacent to Empire Blvd from Wisconsin Avenue north to the shoreline. At the intersection of Empire Blvd and Newmark Avenue, east on either side of Newmark Avenue to the intersection with Ocean Blvd, east to the property line between Norman Avenue and LaClair Street.



The objectives of the Empire Plan are to improve the function, condition, and appearance of the urban renewal area and eliminate existing blight. Project categories:

- Waterfront Development
- Empire Blvd and Bayfront Improvements
- Improve Primary Commercial Area

### **Debt Service**

Downtown District debt service:

- 2003 Project Bond, refinanced in 2013. The bond maturity date is December 1, 2017
- 2009 VIC Bond. The bond maturity date is June 15, 2017

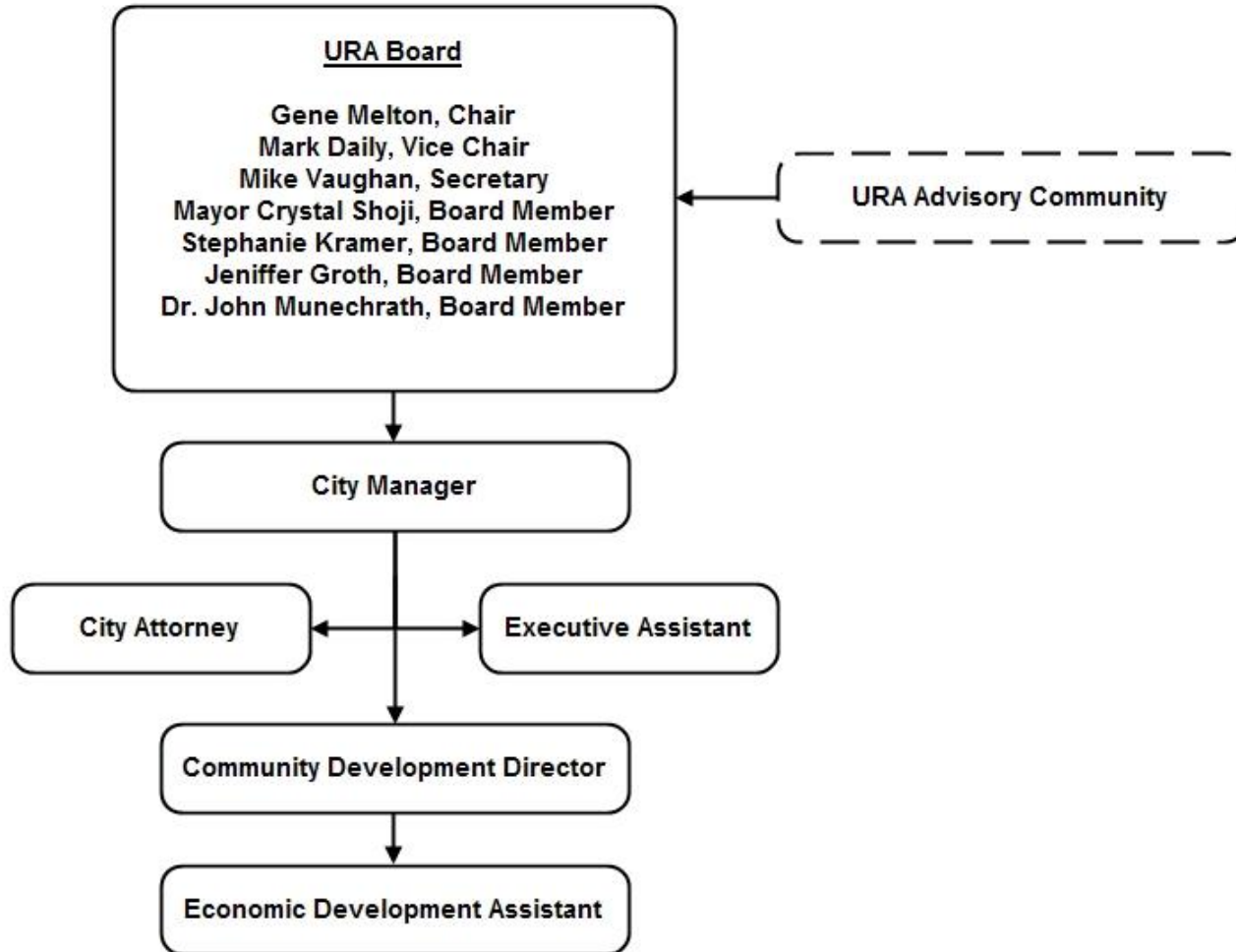
Empire District debt service:

- 2003 Project Bond, refinanced in 2013. The bond maturity date is December 1, 2017

### **2013-2014 Goals**

1. Educate citizens on the purpose and activities of Urban Renewal
2. Continue to Support Restoration of the Egyptian Theatre
3. Complete of Multi-Model Pathway Project on South Empire Blvd.
4. Complete Hwy 101 Fence / Sidewalk Project near the Downtown Boardwalk
5. Continue to Promote the Hollering Place Development.
6. Support and Fund the Façade Improvement Program.
7. Assist CCCAT with the proposed Bus Transit Station Project for Downtown.

# Urban Renewal Agency



**Coos Bay Urban Renewal Agency 2013-14 Budget  
Urban Renewal Property - Excess Values**

	Actual 2010-2011	Actual 2011-2012	Actual 2012-2013	Projected 2013-2014
<b>Coos County Assessor (Table 4b &amp; 4c)</b>				
Estimated Increase				0.50%
<u>Downtown (City URA) EXCESS</u>	63,075,235	64,308,484	66,141,918	66,472,628
Frozen Base: \$50,671,009				0.50%
<u>Empire (Empire URA) EXCESS</u>	36,937,071	39,914,970	40,462,028	40,664,338
Frozen Base: \$23,772,166				
TOTAL Excess Property Value	100,012,306	104,223,454	106,603,946	107,136,966
Total Frozen Base: \$74,443,175				

**Urban Renewal Plans - Revenue from the Division of Taxes**

	Actual 2010-2011	Actual 2011-2012	Actual 2012-2013	Projected 2013-2014
<b>Coos County Assessor (Table 4F)</b>				
Downtown	1,001,566	980,232	1,009,874	1,014,923
Empire	586,395	608,195	617,681	620,769
Total	1,587,961	1,588,427	1,627,555	1,635,693
<b>URA Audit Schedule</b>				
Downtown (PLN1)	915,678	900,982	908,455	913,432
Delinquent	74,616	56,565	63,315	55,000
Total Downtown Tax Increment Financing	990,294	957,547	971,770	968,432
Empire (PLN2)	536,109	552,215	559,692	564,901
Delinquent	39,203	32,041	32,367	32,000
Total Empire Tax Increment Financing	575,312	584,256	592,059	596,901
TOTAL TIF (revenue) collected	1,565,606	1,541,803	1,563,829	1,565,333
<b>Percentage Schedule (excess TIF)</b>				
Downtown (PLN1)	1.45%	1.40%	1.37%	1.37%
Empire (PLN2)	1.45%	1.38%	1.38%	1.39%
<b>Percentage Schedule (delinquent)</b>				
Downtown (PLN1)	7.53%	5.91%	6.52%	5.68%
Empire (PLN2)	6.81%	5.48%	5.47%	5.36%



**Coos Bay Urban Renewal Agency 2013-14 Budget  
Summary of Resources**

Actual 2010-2011	Actual 2011-2012	Adopted 2012-2013		Proposed 2013-2014	Committee Approved 2013-2014	Agency Adopted 2013-2014
<b>OPERATING RESOURCES</b>						
3,102,544	1,866,580	1,310,360	Downtown Special Revenue Fund	968,742	968,742	968,742
1,475,815	1,028,106	619,886	Empire Special Revenue Fund	629,525	629,525	629,525
23,064	23,215	23,825	Downtown Program Fund	23,310	23,310	23,310
<u>429,550</u>	<u>432,352</u>	<u>443,326</u>	Empire Program Fund	<u>434,600</u>	<u>434,600</u>	<u>434,600</u>
5,030,973	3,350,253	2,397,397	<b>TOTAL OPERATING RESOURCES</b>	2,056,177	2,056,177	2,056,177
<b>DEBT SERVICE RESOURCES</b>						
2,199,322	1,529,764	1,055,974	Downtown Bond Fund	739,776	739,776	739,776
<u>1,034,711</u>	<u>967,855</u>	<u>619,883</u>	Empire Bond Fund	<u>579,525</u>	<u>579,525</u>	<u>579,525</u>
3,234,033	2,497,619	1,675,857	<b>TOTAL DEBT SERVICE RESOURCES</b>	1,319,301	1,319,301	1,319,301
<b>CAPITAL IMPROVEMENT RESOURCES</b>						
3,214,924	2,935,246	2,288,512	Downtown Capital Projects Fund	2,461,886	2,461,886	2,461,886
<u>1,120,163</u>	<u>1,471,508</u>	<u>4,559,356</u>	Empire Capital Projects Fund	<u>1,100,580</u>	<u>1,100,580</u>	<u>1,100,580</u>
4,335,087	4,406,754	6,847,868	<b>TOTAL CAPITAL IMPROV. RESOURCES</b>	3,562,466	3,562,466	3,562,466
<b>RESERVE FUNDS RESOURCES</b>						
665,720	665,720	699,076	Downtown Bond Reserve Fund	681,689	681,689	681,689
<u>239,711</u>	<u>239,711</u>	<u>239,714</u>	Empire Bond Reserve Fund	<u>225,770</u>	<u>225,770</u>	<u>225,770</u>
905,431	905,431	938,790	<b>TOTAL RESERVE FUND RESOURCES</b>	907,459	907,459	907,459
<u>13,505,524</u>	<u>11,160,057</u>	<u>11,859,912</u>	<b>GRAND TOTAL ALL FUNDS RESOURCES</b>	<u>7,845,403</u>	<u>7,845,403</u>	<u>7,845,403</u>
905,431	905,431	938,790	TOTAL RESERVE FUND RESOURCES	907,459	907,459	907,459
<u>3,234,033</u>	<u>2,497,619</u>	<u>1,675,857</u>	TOTAL DEBT SERVICE RESOURCES	<u>1,319,301</u>	<u>1,319,301</u>	<u>1,319,301</u>
<b><u>9,366,060</u></b>	<b><u>7,757,007</u></b>	<b><u>9,245,265</u></b>	<b>ACTUAL UNDUPLICATED RESOURCES</b>	<b><u>5,618,643</u></b>	<b><u>5,618,643</u></b>	<b><u>5,618,643</u></b>

**Coos Bay Urban Renewal Agency 2013-14 Budget  
Summary of Expenditures**

Actual 2010-2011	Actual 2011-2012	Adopted 2012-2013		Proposed 2013-2014	Committee Approved 2013-2014	Agency Adopted 2013-2014
<b>OPERATING EXPENDITURES</b>						
3,102,544	1,866,580	1,310,360	Downtown Special Revenue Fund	968,742	968,742	968,742
1,475,815	1,028,106	619,886	Empire Special Revenue Fund	629,525	629,525	629,525
23,064	23,215	23,825	Downtown Program Fund	23,310	23,310	23,310
429,550	432,352	443,326	Empire Program Fund	434,600	434,600	434,600
5,030,973	3,350,253	2,397,397	<b>TOTAL OPERATING EXPENDITURES</b>	2,056,177	2,056,177	2,056,177
<b>DEBT SERVICE EXPENDITURES</b>						
2,199,322	1,529,764	1,055,974	Downtown Bond Fund	739,776	739,776	739,776
1,034,711	967,855	619,883	Empire Bond Fund	579,525	579,525	579,525
3,234,033	2,497,619	1,675,857	<b>TOTAL DEBT SERVICE EXPENDITURES</b>	1,319,301	1,319,301	1,319,301
<b>CAPITAL IMPROVEMENT EXPENDITURES</b>						
3,214,924	2,935,246	2,288,512	Downtown Capital Projects Fund	2,461,886	2,461,886	2,461,886
1,120,163	1,471,508	4,559,356	Empire Capital Projects Fund	1,100,580	1,100,580	1,100,580
4,335,087	4,406,754	6,847,868	<b>TOTAL CAPITAL IMPROV. EXPENDITURES</b>	3,562,466	3,562,466	3,562,466
<b>RESERVE FUNDS EXPENDITURES</b>						
665,720	665,720	699,076	Downtown Bond Reserve Fund	681,689	681,689	681,689
239,711	239,711	239,714	Empire Bond Reserve Fund	225,770	225,770	225,770
905,431	905,431	938,790	<b>TOTAL RESERVE FUND EXPENDITURES</b>	907,459	907,459	907,459
<b>13,505,524</b>	<b>11,160,057</b>	<b>11,859,912</b>	<b>GRAND TOTAL ALL FUNDS EXPENDITURES</b>	<b>7,845,403</b>	<b>7,845,403</b>	<b>7,845,403</b>
905,431	905,431	938,790	TOTAL RESERVE FUND EXPENDITURES	907,459	907,459	907,459
3,234,033	2,497,619	1,675,857	TOTAL DEBT SERVICE EXPENDITURES	1,319,301	1,319,301	1,319,301
<b>9,366,060</b>	<b>7,757,007</b>	<b>9,245,265</b>	<b>ACTUAL UNDUPLICATED EXPENDITURES</b>	<b>5,618,643</b>	<b>5,618,643</b>	<b>5,618,643</b>

**Coos Bay Urban Renewal Agency 2013-14 Budget  
Downtown Special Revenue Fund 51  
Department 910**

Actual 2010-2011	Actual 2011-2012	Adopted 2012-2013	Acct. No.	0100	<b>RESOURCES (000)</b>	Proposed 2013-2014	Committee Approved 2013-2014	Agency Adopted 2013-2014
2,102,868	903,222	337,590	300	0100	<b>CARRYOVER BALANCE</b>	260	260	260
<b>PROPERTY TAXES</b>								
915,678	900,982	908,455	310	0100	Current Property Taxes (Division of Taxes)	913,432	913,432	913,432
74,616	56,565	63,315	310	0200	Delinquent Property Taxes	55,000	55,000	55,000
<u>990,294</u>	<u>957,547</u>	<u>971,770</u>				<u>968,432</u>	<u>968,432</u>	<u>968,432</u>
<b>Total Property Taxes</b>								
<b>USE OF MONEY AND PROPERTY</b>								
9,382	5,811	1,000	350	0100	Interest	50	50	50
<u>9,382</u>	<u>5,811</u>	<u>1,000</u>				<u>50</u>	<u>50</u>	<u>50</u>
<b>Total Use of Money &amp; Property</b>								
<u><b>3,102,544</b></u>	<u><b>1,866,580</b></u>	<u><b>1,310,360</b></u>				<u><b>968,742</b></u>	<u><b>968,742</b></u>	<u><b>968,742</b></u>
<b>Total Downtown Spec. Rev. Resources</b>								
<b>EXPENDITURES (910)</b>								
<b>DEBT SERVICE</b>								
0	0	222,064	530	3123	Urban Renewal Projects	230,000	230,000	230,000
<u>0</u>	<u>0</u>	<u>222,064</u>				<u>230,000</u>	<u>230,000</u>	<u>230,000</u>
<b>Total Debt Service</b>								
<b>TRANSFERS</b>								
0	0	33,356	550	5010	Transfers to Downtown Bond Reserve Fund	0	0	0
525,520	525,520	525,522	550	5010	Principal/Interest (2003A/2012) 1-24-03	508,606	508,606	508,606
1,500,000	0	0	550	5010	Principal/Interest Du Jour 2011	0	0	0
173,802	173,560	173,554	550	5010	Principal/Interest VIC 2009	173,120	173,120	173,120
0	829,650	0	550	5010	Principal/Interest Du Jour 2012	0	0	0
<u>0</u>	<u>0</u>	<u>355,864</u>	550	5010	Principal/Interest Du Jour	57,016	57,016	57,016
<u>2,199,322</u>	<u>1,528,730</u>	<u>1,088,296</u>				<u>738,742</u>	<u>738,742</u>	<u>738,742</u>
<b>Total Transfers</b>								
903,222	337,850	0				0	0	0
<b>Total Unappropriated Ending Fund Balance</b>								
<u><b>3,102,544</b></u>	<u><b>1,866,580</b></u>	<u><b>1,310,360</b></u>				<u><b>968,742</b></u>	<u><b>968,742</b></u>	<u><b>968,742</b></u>
<b>Total Downtown Spec. Rev. Expend.</b>								

**Coos Bay Urban Renewal Agency 2013-14 Budget  
Empire Special Revenue Fund 52  
Department 915**

Actual 2010-2011	Actual 2011-2012	Adopted 2012-2013	Acct. No.	<b>RESOURCES (000)</b>	Proposed 2013-2014	Committee Approved 2013-2014	Agency Adopted 2013-2014
896,563	441,104	27,727	300 0100	<b>CARRYOVER BALANCE</b>	32,524	32,524	32,524
<b>PROPERTY TAXES</b>							
536,109	552,215	559,692	310 0100	Current Property Taxes (Division of Taxes)	564,901	564,901	564,901
39,204	32,040	32,367	310 0200	Delinquent Property Taxes	32,000	32,000	32,000
<u>575,313</u>	<u>584,255</u>	<u>592,059</u>		<b>Total Property Taxes</b>	<u>596,901</u>	<u>596,901</u>	<u>596,901</u>
<b>USE OF MONEY AND PROPERTY</b>							
3,939	2,747	100	350 0100	Interest	100	100	100
<u>3,939</u>	<u>2,747</u>	<u>100</u>		<b>Total Use of Money &amp; Property</b>	<u>100</u>	<u>100</u>	<u>100</u>
<u><b>1,475,815</b></u>	<u><b>1,028,106</b></u>	<u><b>619,886</b></u>		<b>Total Empire Spec. Rev. Resources</b>	<u><b>629,525</b></u>	<u><b>629,525</b></u>	<u><b>629,525</b></u>
<b>EXPENDITURES (915)</b>							
<b>DEBT SERVICE</b>							
0	0	0	530 3123	Urban Renewal Projects	50,000	50,000	50,000
<u>0</u>	<u>0</u>	<u>0</u>		<b>Total Debt Service</b>	<u>50,000</u>	<u>50,000</u>	<u>50,000</u>
<b>TRANSFERS</b>							
239,711	239,714	239,714	550 5010	Transfer to Empire Bond Fund (2003/2012)	225,808	225,808	225,808
0	0	3	550 5011	Transfer to Empire Bond Reserve Fund (2003/2012)	0	0	0
795,000	0	0	550 5010	Transfer to Empire Bond Fund Du Jour 2011	0	0	0
0	728,141	0	550 5010	Transfer to Empire Bond Fund Du Jour 2012	0	0	0
<u>0</u>	<u>0</u>	<u>380,169</u>	550 5010	Transfer to Empire Bond Fund Du Jour	<u>353,717</u>	<u>353,717</u>	<u>353,717</u>
<u>1,034,711</u>	<u>967,855</u>	<u>619,886</u>		<b>Total Transfers</b>	<u>579,525</u>	<u>579,525</u>	<u>579,525</u>
<u>441,104</u>	<u>60,251</u>	<u>0</u>		<b>Total Unappropriated Ending Fund Balance</b>	<u>0</u>	<u>0</u>	<u>0</u>
<u><b>1,475,815</b></u>	<u><b>1,028,106</b></u>	<u><b>619,886</b></u>		<b>Total Empire Spec. Rev. Expenditures</b>	<u><b>629,525</b></u>	<u><b>629,525</b></u>	<u><b>629,525</b></u>

**Coos Bay Urban Renewal Agency 2013-14 Budget  
Empire Program Fund 53  
Department 930**

Actual 2010-2011	Actual 2011-2012	Adopted 2012-2013	Acct. No.	0100	<b>RESOURCES (000)</b>	Proposed 2013-2014	Committee Approved 2013-2014	Agency Adopted 2013-2014
426,720	429,550	442,000	300	0100	<b>CARRYOVER BALANCE</b>	433,600	433,600	433,600
					<b>USE OF MONEY AND PROPERTY</b>			
2,830	2,802	1,326	350	0100	Interest	1,000	1,000	1,000
0	0	0	350	0200	Lease Revenue	0	0	0
<u>2,830</u>	<u>2,802</u>	<u>1,326</u>			<b>Total Use of Money &amp; Property</b>	<u>1,000</u>	<u>1,000</u>	<u>1,000</u>
					<b>OTHER FINANCING SOURCES</b>			
0	0	0	390	0500	Transfer from Empire Property Improvement	0	0	0
<u>0</u>	<u>0</u>	<u>0</u>			<b>Total Other Financing Sources</b>	<u>0</u>	<u>0</u>	<u>0</u>
<u><b>429,550</b></u>	<u><b>432,352</b></u>	<u><b>443,326</b></u>			<b>Total Empire Program Resources</b>	<u><b>434,600</b></u>	<u><b>434,600</b></u>	<u><b>434,600</b></u>
					<b>EXPENDITURES (930)</b>			
					<b>MATERIALS AND SERVICES</b>			
0	0	0	520	2108	Contractual	0	0	0
<u>0</u>	<u>0</u>	<u>0</u>			<b>Total Materials and Services</b>	<u>0</u>	<u>0</u>	<u>0</u>
					<b>CAPITAL OUTLAY</b>			
0	0	443,326	530	3123	Urban Renewal Projects	200,000	200,000	200,000
<u>0</u>	<u>0</u>	<u>443,326</u>			<b>Total Capital Outlay</b>	<u>200,000</u>	<u>200,000</u>	<u>200,000</u>
<u>429,550</u>	<u>432,352</u>	<u>0</u>	560	6002	Total Unappropriated Ending Fund Balance	<u>234,600</u>	<u>234,600</u>	<u>234,600</u>
<u><b>429,550</b></u>	<u><b>432,352</b></u>	<u><b>443,326</b></u>			<b>Total Empire Program Expenditures</b>	<u><b>434,600</b></u>	<u><b>434,600</b></u>	<u><b>434,600</b></u>

**Urban Renewal Agency of the City of Coos Bay 2013-14 Budget  
Bond and Coupon Redemption**

Principal	Interest	Total	Series	Due Dates	
				Month	Day
				<u>2013</u>	
				December	
221,908	32,396	254,304	5 Downtown Bond Series 2003A/2012 mature 12/17		1
68,010	18,747	86,757	7 Downtown Visitor's Ctr Series 2009 mature 6/19		15
103,071	9,833	112,904	6 Empire Bond Series 2003A/2012 mature 12/17		1
				<u>2014</u>	
				June	
225,450	28,852	254,302	5 Downtown Bond Series 2003A/2012 mature 12/17		1
69,010	17,353	86,363	7 Downtown Visitor's Ctr Series 2009 mature 6/19		15
56,446	570	57,016	Downtown Du Jour Financing 2014		1
104,166	8,738	112,904	6 Empire Bond Series 2003A/2012 mature 12/17		1
350,180	3,537	353,717	Empire Du Jour Financing 2014		1
<u>1,198,241</u>	<u>120,026</u>	<u>1,318,267</u>	<b>Total</b>		
<u>640,824</u>	<u>97,918</u>	<u>738,742</u>	<b>Downtown Bond Total</b>		
<u>557,417</u>	<u>22,108</u>	<u>579,525</u>	<b>Empire Bond Total</b>		
<u>1,198,241</u>	<u>120,026</u>	<u>1,318,267</u>	<b>Total Bond Payments</b>		

**Coos Bay Urban Renewal Agency 2013-14 Budget  
Downtown Bond Fund 54  
Department 920**

Actual 2010-2011	Actual 2011-2012	Adopted 2012-2013	Acct. No.	<b>RESOURCES (000)</b>	Proposed 2013-2014	Committee Approved 2013-2014	Agency Adopted 2013-2014
0	1,034	1,034	300 0100	<b>CARRYOVER BALANCE</b>	1,034	1,034	1,034
<b>USE OF MONEY AND PROPERTY</b>							
0	0	0	350 0100	Interest	0	0	0
0	0	0		<b>Total Use of Money and Property</b>	0	0	0
<b>OTHER FINANCING SOURCES</b>							
2,199,322	1,528,730	1,054,940	390 0100	Transfer from Downtown Spec. Rev. Fund	738,742	738,742	738,742
2,199,322	1,528,730	1,054,940		<b>Total Other Financing Sources</b>	738,742	738,742	738,742
<b>2,199,322</b>	<b>1,529,764</b>	<b>1,055,974</b>		<b>Total Downtown Bond Revenue</b>	<b>739,776</b>	<b>739,776</b>	<b>739,776</b>
<b>EXPENDITURES (920)</b>							
<b>DEBT SERVICE</b>							
378,951	396,096	414,717	540 4001	Principal (Series 2003A/2012) 1-24-03	447,358	447,358	447,358
146,569	129,424	110,805	540 4002	Interest (Series 2003A/2012) 1-24-03	61,248	61,248	61,248
121,000	127,000	132,000	540 4003	Principal VIC (Series 2009) 8-29-09	137,020	137,020	137,020
51,768	46,560	41,554	540 4004	Interest VIC (Series 2009) 8-28-09	36,100	36,100	36,100
1,499,625	0	0	540 4005	Principal Du Jour 2011	0	0	0
375	0	0	540 4006	Interest Du Jour 2011	0	0	0
0	829,581	0	540 4007	Principal Du Jour 2012	0	0	0
0	69	0	540 4008	Interest Du Jour 2012	0	0	0
0	0	355,834	540 4009	Principal Du Jour	56,446	56,446	56,446
0	0	30	540 4010	Interest Du Jour	570	570	570
2,198,288	1,528,730	1,054,940		<b>Total Debt Service</b>	738,742	738,742	738,742
1,034	1,034	1,034	560 6002	<b>Total Unappropriated Ending Fund Balance</b>	1,034	1,034	1,034
<b>2,199,322</b>	<b>1,529,764</b>	<b>1,055,974</b>		<b>Total Downtown Bond Expenditures</b>	<b>739,776</b>	<b>739,776</b>	<b>739,776</b>

**Coos Bay Urban Renewal Agency 2013-14 Budget  
Empire Bond Fund 55  
Department 925**

Actual 2010-2011	Actual 2011-2012	Adopted 2012-2013	Acct. No.	<b>RESOURCES (000)</b>	Proposed 2013-2014	Committee Approved 2013-2014	Agency Adopted 2013-2014
0	0	0	300 0100	<b>CARRYOVER BALANCE</b>	0	0	0
<b>USE OF MONEY AND PROPERTY</b>							
0	0	0	350 0100	Interest	0	0	0
0	0	0		<b>Total Use of Money and Property</b>	0	0	0
<b>OTHER FINANCING SOURCES</b>							
1,034,711	967,855	619,883	390 0200	Transfer From Empire Special Revenue	579,525	579,525	579,525
1,034,711	967,855	619,883		<b>Total Other Financing Sources</b>	579,525	579,525	579,525
<b>1,034,711</b>	<b>967,855</b>	<b>619,883</b>		<b>Total Empire Bond Revenue</b>	<b>579,525</b>	<b>579,525</b>	<b>579,525</b>
<b>EXPENDITURES (925)</b>							
<b>DEBT SERVICE</b>							
172,855	180,676	189,170	540 4001	Principal (Series 2003A/2012) 1-24-03	207,237	207,237	207,237
66,856	59,035	50,544	540 4002	Interest (Series 2003A/2012) 1-24-03	18,571	18,571	18,571
794,801	0	0	540 4004	Principal Du Jour 2011	0	0	0
199	0	0	540 4005	Interest Du Jour 2011	0	0	0
0	728,083	0	540 4006	Principal Du Jour 2012	0	0	0
0	61	0	540 4007	Interest Du Jour 2012	0	0	0
0	0	380,137	540 4008	Principal Du Jour	350,180	350,180	350,180
0	0	32	540 4009	Interest Du Jour	3,537	3,537	3,537
1,034,711	967,855	619,883		<b>Total Debt Service</b>	579,525	579,525	579,525
0	0	0		<b>Total Unappropriated Ending Fund Balance</b>	0	0	0
<b>1,034,711</b>	<b>967,855</b>	<b>619,883</b>		<b>Total Empire Bond Expense</b>	<b>579,525</b>	<b>579,525</b>	<b>579,525</b>



**Coos Bay Urban Renewal Agency 2013-14 Budget  
Downtown Program Fund 56  
Department 935**

Actual 2010-2011	Actual 2011-2012	Adopted 2012-2013	Acct. No.	<b>RESOURCES (000)</b>	Proposed 2013-2014	Committee Approved 2013-2014	Agency Adopted 2013-2014
20,916	23,064	23,750	300 0100	<b>CARRYOVER BALANCE</b>	23,300	23,300	23,300
				<b>USE OF MONEY AND PROPERTY</b>			
148	151	75	350 0100	Interest	10	10	10
2,000	0	0	350 0200	Lease Revenue	0	0	0
2,148	151	75		<b>Total Use of Money &amp; Property</b>	10	10	10
<b>23,064</b>	<b>23,215</b>	<b>23,825</b>		<b>Total Downtown Program Resources</b>	<b>23,310</b>	<b>23,310</b>	<b>23,310</b>
				<b>EXPENDITURES (935)</b>			
				<b>MATERIALS AND SERVICES</b>			
0	0	0	520 2108	Contractual	0	0	0
0	0	0		<b>Total Materials and Services</b>	0	0	0
				<b>CAPITAL OUTLAY</b>			
0	0	23,825	530 3123	Urban Renewal Projects	23,310	23,310	23,310
0	0	23,825		<b>Total Capital Outlay</b>	23,310	23,310	23,310
23,064	23,215	0		<b>Total Unappropriated Ending Fund Balance</b>	0	0	0
<b>23,064</b>	<b>23,215</b>	<b>23,825</b>		<b>Total Downtown Program Expenditures</b>	<b>23,310</b>	<b>23,310</b>	<b>23,310</b>

**Coos Bay Urban Renewal Agency 2013-14 Budget  
Downtown Capital Projects Fund 57**

Actual 2010-2011	Actual 2011-2012	Adopted 2012-2013	Acct. No.		Proposed 2012-2013	Committee Approved 2012-2013	Agency Adopted 2012-2013
<u>1,668,158</u>	<u>2,055,396</u>	<u>1,200,378</u>	300	0100	<b>RESOURCES (000)</b>		
					<b>CARRYOVER BALANCE</b>	<u>1,200,000</u>	<u>1,200,000</u>
					<b>USE OF MONEY AND PROPERTY</b>		
15,385	14,146	2,300	350	0100	Interest	1,000	1,000
<u>15,385</u>	<u>14,146</u>	<u>2,300</u>			<b>Total Use of Money &amp; Property</b>	<u>1,000</u>	<u>1,000</u>
					<b>OTHER REVENUE</b>		
30,721	0	20,000	340	0200	Energy Trust of Oregon	0	0
0	0	60,000	370	0310	City Hall Seismic Principal Payment	60,000	60,000
0	0	6,000	370	0320	City Hall Seismic Interest Payment	5,400	5,400
1,035	10,904	0	380	0100	Misc Revenue	35,500	35,500
0	0	264,000	380	0301	OR State Marine Board Grant/ODFW	0	0
0	0	350,000	380	0330	Downtown Bus Transfer Station Grant	350,000	350,000
0	0	0	380	0500	Egyptian Theatre Restoration (ETPA)	150,000	150,000
0	0	0	380	0600	ETPA Received Grants	600,000	600,000
0	25,219	30,000	380	1100	DSL Historical Land Reimbursement	3,540	3,540
<u>31,756</u>	<u>36,123</u>	<u>730,000</u>			<b>Total Other Revenue</b>	<u>1,204,440</u>	<u>1,204,440</u>
					<b>OTHER FINANCING SOURCES</b>		
1,499,625	0	0	390	4004	Bond Proceeds-URA Du Jour	0	0
0	829,581	0	390	4005	Bond Proceeds-URA Du Jour	0	0
0	0	355,834	390	4006	Bond Proceeds-URA Du Jour	56,446	56,446
<u>1,499,625</u>	<u>829,581</u>	<u>355,834</u>			<b>Total Other Financing Sources</b>	<u>56,446</u>	<u>56,446</u>
<u><b>3,214,924</b></u>	<u><b>2,935,246</b></u>	<u><b>2,288,512</b></u>			<b>Total Downtown Capital Projects Resources</b>	<u><b>2,461,886</b></u>	<u><b>2,461,886</b></u>

**Coos Bay Urban Renewal Agency 2013-14 Budget  
Downtown Capital Projects Fund 57  
Department 940**

Actual 2010-2011	Actual 2011-2012	Adopted 2012-2013	Acct. No.	<b>EXPENDITURES (940)</b>	Proposed 2013-2014	Committee Approved 2013-2014	Agency Adopted 2013-2014
<b>MATERIALS AND SERVICES</b>							
36,413	15,237	135,000	520	2108 Contractual	155,000	155,000	155,000
195,034	163,469	197,237	520	2414 Agency Management	123,737	123,737	123,737
0	0	125,000	520	2415 Façade Program	150,000	150,000	150,000
<u>231,447</u>	<u>178,706</u>	<u>457,237</u>		Total Materials and Services	<u>428,737</u>	<u>428,737</u>	<u>428,737</u>
<b>CAPITAL OUTLAY</b>							
25,890	29,303	40,000	530	3104 Traffic Circulation/Implementation	0	0	0
0	50,000	50,000	530	3108 Hwy 101 Sidewalk Project	82,000	82,000	82,000
25,000	52,279	0	530	3113 Façade Program	0	0	0
325,338	9,468	0	530	3115 Lockhart Building	0	0	0
60,944	0	0	530	3117 Relamping	0	0	0
30,545	11,977	0	530	3118 Library Remodel Project	0	0	0
92	0	115,000	530	3123 Urban Renewal Projects	388,970	388,970	388,970
3,543	0	0	530	3125 Pedway	0	0	0
1,137	0	0	530	3128 Marshfield Sun Building	0	0	0
1,734	1,500	0	530	3130 Central Dock	0	0	0
139,630	4,331	0	530	3132 Fire Station	0	0	0
115,414	0	0	530	3133 Egyptian Theatre	0	0	0
54,295	464	15,000	530	3135 Art Museum	0	0	0
15,495	0	0	530	3136 Virtual Incubator	0	0	0
115,486	0	0	530	3137 Visitor's Center	0	0	0
13,538	61,334	0	530	3138 Historical Land Fill	0	0	0
0	48,846	400,000	530	3140 City Hall Seismic Other Services	0	0	0
0	22,031	319,750	530	3141 Eastside Boat Ramp	0	0	0
0	304,695	0	530	3142 City Hall Seismic Grant Match	0	0	0
0	0	350,000	530	3143 Downtown Bus Transfer Station	350,000	350,000	350,000
0	0	250,000	530	3144 2nd Court	0	0	0
0	0	0	530	3145 Egyptian Theatre Restoration (ETPA)	750,000	750,000	750,000
<u>928,081</u>	<u>596,228</u>	<u>1,539,750</u>		Total Capital Outlay	<u>1,570,970</u>	<u>1,570,970</u>	<u>1,570,970</u>
0	600,000	0	555	1001 Downtown Special Payments	0	0	0
0	600,000	0		Total Special Payments	0	0	0
<u>2,055,396</u>	<u>1,560,312</u>	<u>291,525</u>	560	6002 <b>Total Unappropriated Ending Fund Balance</b>	<u>462,179</u>	<u>462,179</u>	<u>462,179</u>
<u><b>3,214,924</b></u>	<u><b>2,935,246</b></u>	<u><b>2,288,512</b></u>		<b>Total Downtown Capital Projects Expenditures</b>	<u><b>2,461,886</b></u>	<u><b>2,461,886</b></u>	<u><b>2,461,886</b></u>

**Coos Bay Urban Renewal Agency 2013-14 Budget  
Empire Capital Projects Fund 58**

Actual 2010-2011	Actual 2011-2012	Adopted 2012-2013	Acct. No.		Proposed 2013-2014	Committee Approved 2013-2014	Agency Adopted 2013-2014
319,606	735,691	784,132	300 0100	<b>RESOURCES (000)</b> <b>CARRYOVER BALANCE</b>	750,000	750,000	750,000
				<b>USE OF MONEY AND PROPERTY</b>			
4,910	5,307	400	350 0100	Interest	400	400	400
4,910	5,307	400		Total Use of Money & Property	400	400	400
				<b>OTHER REVENUE</b>			
0	0	0	340 0301	OR State Marine Board Grant	0	0	0
0	0	0	340 0302	Three Rivers	0	0	0
0	0	2,100,000	340 0303	ODOT Flex Grant Tiger III - Phase 1	0	0	0
0	0	1,294,687	340 0304	ODOT Flex Grant Tiger IV - Phase 2	0	0	0
0	0	3,394,687		<b>Total Other Revenue</b>	0	0	0
				<b>OTHER FINANCING SOURCES</b>			
846	2,427	0	380 0100	Misc Revenue	0	0	0
794,801	0	0	390 4000	Bond Proceeds-URA Du Jour	0	0	0
0	728,083	0	390 4001	Bond Proceeds-URA Du Jour	0	0	0
0	0	380,137	390 4002	Bond Proceeds-URA Du Jour	350,180	350,180	350,180
795,647	730,510	380,137		<b>Total Other Financing Sources</b>	350,180	350,180	350,180
<b>1,120,163</b>	<b>1,471,508</b>	<b>4,559,356</b>		<b>Total Empire Capital Projects Resources</b>	<b>1,100,580</b>	<b>1,100,580</b>	<b>1,100,580</b>

**Coos Bay Urban Renewal Agency 2013-14 Budget  
Empire Capital Projects Fund 58  
Department 945**

Actual 2010-2011	Actual 2011-2012	Adopted 2012-2013	Acct. No.	<b>EXPENDITURES (945)</b>	Proposed 2013-2014	Committee Approved 2013-2014	Agency Adopted 2013-2014
<b>MATERIALS AND SERVICES</b>							
12,695	(4,490)	8,000	520	2108 Contractual	41,000	41,000	41,000
39,947	100,191	120,887	520	2414 Agency Management	201,887	201,887	201,887
0	0	50,000	520	2415 Façade Program	75,000	75,000	75,000
<u>52,642</u>	<u>95,701</u>	<u>178,887</u>		Total Materials and Services	<u>317,887</u>	<u>317,887</u>	<u>317,887</u>
<b>CAPITAL OUTLAY</b>							
0	0	0	530	3107 Property Acquisition	0	0	0
89,430	16,400	5,000	530	3108 Hollering Place Wayside	0	0	0
150	12,267	0	530	3109 Newmark Widening/Wetlands	0	0	0
13,135	0	20,000	530	3112 Hollering Place Project	0	0	0
50,000	0	0	530	3113 Façade Program	0	0	0
0	0	0	530	3114 Economic Development	0	0	0
65,994	50,375	0	530	3115 Boat Building Project	0	0	0
0	0	0	530	3116 Empire Boat Ramp Restroom	0	0	0
80,199	80,512	2,700,000	530	3117 Empire Sidewalk Project - Phase 1	456,900	456,900	456,900
0	1,500	1,444,687	530	3120 Empire Sidewalk Project - Phase 2	160,000	160,000	160,000
29,097	3,501	210,782	530	3119 West Newmark Traffic Study	0	0	0
1,500	0	0	530	3123 Urban Renewal Projects	85,637	85,637	85,637
0	99,731	0	530	3124 Dolphin Players Theatre project	0	0	0
2,325	0	0	530	3136 Virtual Incubator	0	0	0
<u>331,830</u>	<u>264,286</u>	<u>4,380,469</u>		Total Capital Outlay	<u>702,537</u>	<u>702,537</u>	<u>702,537</u>
<u>735,691</u>	<u>1,111,521</u>	<u>0</u>	560	6002 Total Unappropriated Ending Fund Balance	<u>80,156</u>	<u>80,156</u>	<u>80,156</u>
<b><u>1,120,163</u></b>	<b><u>1,471,508</u></b>	<b><u>4,559,356</u></b>		<b>Total Empire Capital Projects Expenditure</b>	<b><u>1,100,580</u></b>	<b><u>1,100,580</u></b>	<b><u>1,100,580</u></b>

**Coos Bay Urban Renewal Agency 2013-14 Budget  
Downtown Bond Reserve Fund 60  
Department 950**

Actual 2010-2011	Actual 2011-2012	Adopted 2012-2013	Acct. No.	<b>RESOURCES (000)</b>	Proposed 2013-2014	Committee Approved 2013-2014	Agency Adopted 2013-2014
665,720	665,720	665,720	300 0100	<b>CARRYOVER BALANCE</b>	681,689	681,689	681,689
<b>USE OF MONEY AND PROPERTY</b>							
0	0	0	350 0100	Interest	0	0	0
0	0	0		Total Use of Money and Property	0	0	0
<b>OTHER FINANCING SOURCES</b>							
0	0	33,356	390 3000	Trnsfr from Downtown Special Revenue	0	0	0
0	0	33,356		Total Other Financing Sources	0	0	0
<b>665,720</b>	<b>665,720</b>	<b>699,076</b>		<b>Total Downtown Bond Reserve Revenue</b>	<b>681,689</b>	<b>681,689</b>	<b>681,689</b>
<b>EXPENDITURES (950)</b>							
<b>Reserve for Future Expenditures:</b>							
0	0	525,522	560 6004	Bond Reserve (2003A/2012) 1-24-03	508,569	508,569	508,569
0	0	173,554	560 6004	Bond Reserves (2009) 8-28-09	173,120	173,120	173,120
0	0	699,076		Total Reserve for Future Expenditures	681,689	681,689	681,689
665,720	665,720	0		<b>Total Unappropriated Ending Fund Balance</b>	0	0	0
<b>665,720</b>	<b>665,720</b>	<b>699,076</b>		<b>Total Downtown Bond Reserve Expense for Future Expenditures</b>	<b>681,689</b>	<b>681,689</b>	<b>681,689</b>

**Coos Bay Urban Renewal Agency 2013-14 Budget  
Empire Bond Reserve Fund 61  
Department 955**

Actual 2010-2011	Actual 2011-2012	Adopted 2012-2013	Acct. No.	<b>RESOURCES (000)</b>	Proposed 2013-2014	Committee Approved 2013-2014	Agency Adopted 2013-2014
239,711	239,711	239,711	300 0100	<b>CARRYOVER BALANCE</b>	225,770	225,770	225,770
				<b>USE OF MONEY AND PROPERTY</b>			
0	0	0	350 0100	Interest	0	0	0
0	0	0		Total Use of Money and Property	0	0	0
				<b>OTHER FINANCING SOURCES</b>			
0	0	3	390 0300	Trnsfr from Empire Special Revenue	0	0	0
0	0	3		Total Other Financing Sources	0	0	0
<b>239,711</b>	<b>239,711</b>	<b>239,714</b>		<b>Total Empire Bond Reserve Revenue</b>	<b>225,770</b>	<b>225,770</b>	<b>225,770</b>
				<b>EXPENDITURES (955)</b>			
				<b>Reserve for Future Expenditures:</b>			
0	0	239,714	560 6004	Bond Reserve (2003A/2012)	225,770	225,770	225,770
0	0	239,714		Total Reserve for Future Expenditures	225,770	225,770	225,770
239,711	239,711	0		<b>Total Unappropriated Ending Fund Balance</b>	0	0	0
<b>239,711</b>	<b>239,711</b>	<b>239,714</b>		<b>Total Empire Bond Reserve Expense for Future Expenditures</b>	<b>225,770</b>	<b>225,770</b>	<b>225,770</b>
<b>13,505,524</b>	<b>11,160,057</b>	<b>11,859,912</b>		<b>TOTAL OF ALL FUNDS</b>	<b>7,845,403</b>	<b>7,845,403</b>	<b>7,845,403</b>

## City of Coos Bay Budget Acronyms

ADA	Americans with Disabilities Act	NEPA	National Environmental Policy Act
AFSCME	American Federal State County Municipal Employees	NPDES	National Pollution Discharge Elimination System
AIRS	Area Information Regional System	OCDBG	Oregon Community Development Block grant
BM	Ballot Measure	OCMA	Oregon Coast Music Association
CAM	Coos Art Museum	OCZMA	Oregon Coastal Zone Management Association
CCAT	Coos County Area Transit	ODDA	Oregon Downtown Development Association
CMI	Custom Micro Inc.	ODOT	Oregon Department of Transportation
COLA	Cost of Living Adjustment	OEDD	Oregon Economic Development Department
CPI	Consumer Price Index	OMI	Operations Management International
DARE	Drug and Alcohol Resistance Education	ORS	Oregon Revised Statutes
DEQ	Department of Environmental Quality	OSP	Oregon State Prevention Grant
DSL	Division of State Lands	PERS	Public Employees Retirement System
DUII	Driving Under the Influence of Intoxicants	RSVP	Retired Senior Volunteer Program
ELCB	Empire Lakes Community Building	SCBEC	South Coast Business Employment Corporation
FEMA	Federal Emergency Management Agency	SCDC	South Coast Development Council
FTE	Full Time Employee	SCINT	South Coast Interagency narcotics Team
FY	Fiscal Year – July 1 <sup>st</sup> through June 30 <sup>th</sup>	SDC	System Development Charge
G.O. Bonds	General Obligation Bonds	SMART	Start Making a reader today
LB	Local Budget	SWOYA	Southwestern Oregon Youth Activities (Boys and Girls Club)
LCDC	Land Conservation and Development Commission	SARA	Survey Analyze review Assess (Community Policing term)
LDO	Land Development Ordinance	SRO	School Resource Officer
LEDS	Law Enforcement Data Systems	STIP	State Transportation Improvement Program
LEED	Leadership Energy Environmental Design	The House	Temporary Help in Emergency House
LGPI	Local Government Personnel Institute	UGB	Urban Growth Boundary
LID	Local Improvement District	URA	Urban Renewal Agency
LOC	League of Oregon Cities	WW	Wastewater
LUBA	Land Use Board of Appeals		
MOA	Mutual Order Agreement		
MOU	Memorandum of Understanding		